

How To Sign Up For Amazon Prime Membership In Seconds With Actual Screenshots

Are you ready to unlock a world of exclusive perks and benefits with Amazon Prime membership? From fast and free delivery to streaming services, exclusive deals, and more, Prime has something for everyone.



HOW TO SIGN UP FOR AMAZON PRIME MEMBERSHIP IN 5 SECONDS WITH ACTUAL SCREENSHOTS

by Steve Johnson

★★★★☆ 4.7 out of 5

Language : English

File size : 1098 KB

Text-to-Speech : Enabled

Screen Reader : Supported

Enhanced typesetting : Enabled

X-Ray : Enabled

Print length : 5 pages

Lending : Enabled



In this step-by-step guide, we'll show you how to sign up for Amazon Prime membership in just a few seconds, with actual screenshots to guide you along the way.

Step 1: Go to the Amazon Prime website

To get started, head over to the official Amazon Prime website.



Step 2: Click on "Try Prime"

On the Amazon Prime homepage, you'll see a blue button that says "Try Prime". Click on it to start the sign-up process.



Step 3: Choose a membership plan

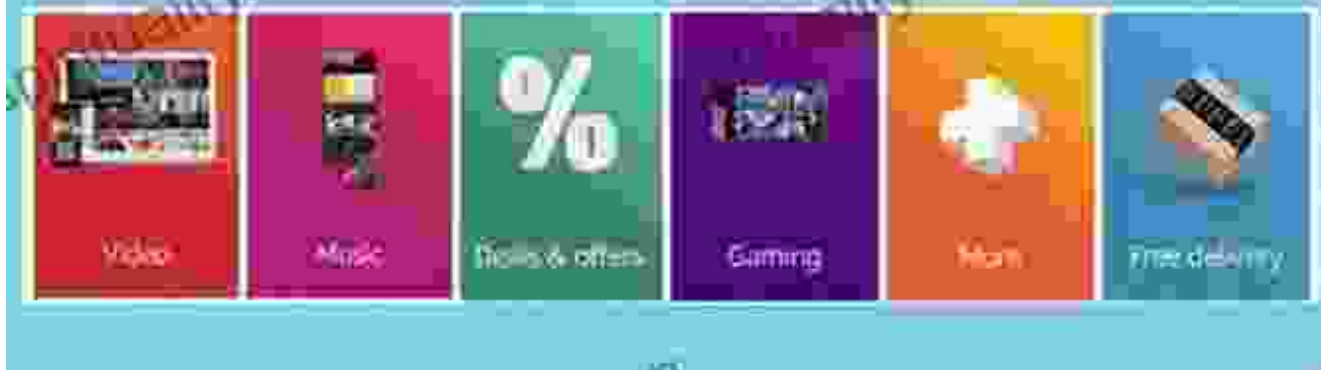
You'll now be given the option to choose a membership plan. There are two options available:

- **Monthly membership:** \$14.99 per month
- **Annual membership:** \$139 per year

If you're not sure which plan is right for you, you can sign up for a 30-day free trial of Prime to try out the benefits before committing.

amazon prime

Membership Benefits



Step 4: Create an Amazon account

If you don't already have an Amazon account, you'll need to create one before you can sign up for Prime. To do this, simply click on the "Create your Amazon account" link on the sign-up page.

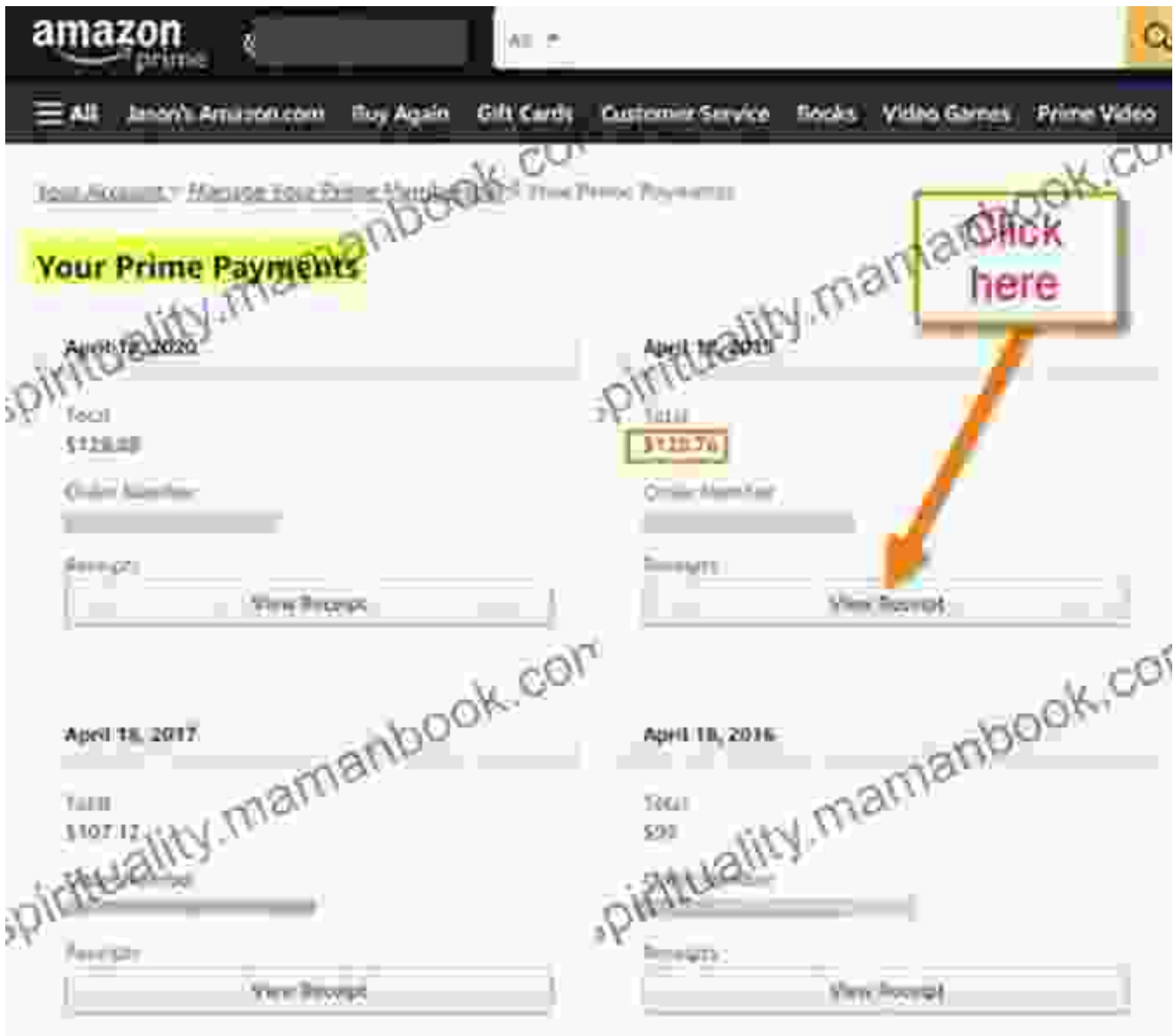
You'll be asked to provide your name, email address, and a password. Once you've filled in all the required information, click on the "Create your Amazon account" button.



Step 5: Enter your payment information

Once you've created your Amazon account, you'll need to enter your payment information to complete your Prime membership sign-up. You can pay for your membership with a credit card, debit card, or Amazon Gift Card.

To enter your payment information, simply click on the "Add a credit card" or "Add a debit card" link on the sign-up page.



Step 6: Confirm your membership

Once you've entered your payment information, click on the "Start your membership" button to confirm your Prime membership.

confirm@amazon.com reported via email, 10 hours ago (Fri, 15 Feb 2019 at 6:34 AM)
McSupport@mailhop.org

amazon

Your Message

Your Account

Order Confirmation

Order #112-0437102-0295270

Hello Mailhop Support,

Thank you for shopping with us. We confirmation that your item has shipped. Your order details are available on link below. The payment details of your purchase can be found on the order invoice.

Your estimated delivery date is:

Saturday, February 16, 2019 - Monday, February 18, 2019

Your shipping speed:

Standard

Order Details

Payment Summary

Order #112-0437102-0295270

Item Subtotal	\$27.45
Shipping & Handling	\$0.35
Total Before Tax	\$27.80
Estimated Tax	\$22.84

Congratulations! You're now an Amazon Prime member

You're now all set to enjoy the many benefits of Amazon Prime membership. You'll have access to fast and free delivery on eligible items, exclusive deals, streaming services, and more.

To start enjoying your Prime benefits, simply head over to the Amazon website and start shopping. When you checkout, you'll see that you're eligible for free two-day shipping on eligible items.



Frequently asked questions

Q: How much does Amazon Prime membership cost?

Amazon Prime membership costs \$14.99 per month or \$139 per year.

Q: Do I get a free trial of Amazon Prime?

Yes, you can sign up for a 30-day free trial of Amazon Prime to try out the benefits before committing.

Q: What are the benefits of Amazon Prime membership?

Amazon Prime members enjoy a range of benefits, including:

- Fast and free delivery on eligible items
- Exclusive deals and discounts

- Streaming services (Prime Video, Prime Music, Prime Reading)
- Unlimited photo storage
- Early access to Lightning Deals
- And more!

Q: How do I cancel my Amazon Prime membership?

You can cancel your Amazon Prime membership at any time by visiting your Prime membership page and clicking on the "End membership" button.

Signing up for Amazon Prime membership is a quick and easy way to unlock a world of exclusive benefits and perks. With fast and free delivery, streaming services



HOW TO SIGN UP FOR AMAZON PRIME MEMBERSHIP IN 5 SECONDS WITH ACTUAL SCREENSHOTS

by Steve Johnson

★★★★☆ 4.7 out of 5


Language : English
File size : 1098 KB
Text-to-Speech : Enabled
Screen Reader : Supported
Enhanced typesetting : Enabled
X-Ray : Enabled
Print length : 5 pages
Lending : Enabled





Hair Care Essentials for Crochet Braids: A Protective Styling Guide

Crochet braids are a versatile and beautiful protective style that can help you achieve a variety of looks. However, it's important to take care of your hair while wearing...



Native Nations of North America: A Comprehensive Guide

North America is home to a vast and diverse array of Native American nations, each with its own unique history, culture, and worldview. From the Arctic...